



## **3.3V 1×9 155M Transceiver Module**

### ***RTXM126D&136D Series***

---

#### **Features**

- *Duplex SC receptacle or FC pigtailed optical interface*
- *1310nm DFB laser*
- *Standard 1×9 package*
- *Single +3.3V power supply*
- *0 to 70°C operating temperature*
- *range*
- *LVPECL compatible data input/output interface*
- *LVPECL receiver signal-detected indication*

#### **Applications**

- *SDH STM-1 L1.1*
- *100M Fast Ethernet*

#### **Standards**

- *Compliant with ITU-T G.957*

## Absolute Maximum Ratings

Parameter	Symbol	Unit	Min	Max
Storage Temperature Range	$T_s$	°C	-40	85
Relative Humidity	RH	%	0	95
Power Supply Voltage	$V_{cc}$	V	-0.5	+4.5
Lead Solder Temperature	-	°C	-	260
Lead Solder Duration	-	S	-	10
Voltage on any input/output pin	VI	V	0	$V_{cc}$

## Recommended Operating Conditions

Parameter	Symbol	Unit	Min	Typ	Max
Operating Temperature Range	$T_{op}$	°C	0	-	70
Power Supply Voltage	$V_{cc}$	V	3.14	3.3	3.47
Operating Data Rate	-	Mbps	-	155.52	-

## Specifications ( $T_{op}=0\text{ }^{\circ}\text{C}$ to $70\text{ }^{\circ}\text{C}$ and $V_{cc}=3.13\text{V}$ to $3.47\text{V}$ )

Parameter	Symbol	Unit	Min	Typ	Max	Note
<b>Electrical Characteristics</b>						
Supply Current	$I_{cc}$	mA	-	-	250	
Transmitter Differential Input Voltage	VD	mV	300	-	1860	
Common-mode Input Voltage	$V_{com}-V_{CC}$	V	-1.38	-	-0.47	
LVPECL Output Voltage-Low	$V_{OL}-V_{CC}$	V	-1.810	-	-1.620	1
LVPECL Output Voltage-High	$V_{OH}-V_{CC}$	V	-1.025	-	-0.880	1
<b>Optical transmitter Characteristics</b>						
Center Wavelength Range	$\lambda_c$	nm	1263	1310	1360	
Launch Optical Power	$P_o$	dBm	-5	-	0	2
Extinction Ratio	EX	dB	10	-	-	
Spectral Width (-20dB)	$\Delta\lambda$	nm	-	-	1	
Side Mode Suppression Ratio	SMSR	dB	30	-	-	
Optical Rise Time	$t_R$	ns	-	-	2.0	3
Optical Fall Time	$t_F$	ns	-	-	2.0	3
Eye Diagram	ITU recommendation G.957 STM-1/OC-3					
<b>Optical receiver Characteristics</b>						
Receiver Sensitivity	S	dBm	-	-	-35	4
Overload Input Power	$P_{in}$	dBm	-10	-	-	4
Signal Detect-Deasserted	$P_D$	dBm	-50.0	-	-	
Signal Detect-Asserted	$P_A$	dBm	-	-	-36.0	

Signal Detect-Hysteresis	$P_A-P_D$	dB	0.5	-	6
--------------------------	-----------	----	-----	---	---

**Note 1:** Terminated with  $50\Omega$  to  $V_{CC}-2V$ .

**Note 2:** Minimum output optical level is at end of life.

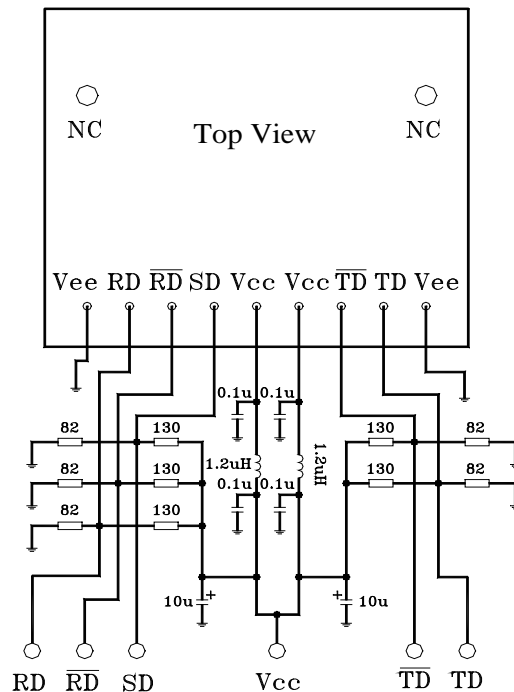
**Note 3:** These are unfiltered 10~90% values.

**Note 4:** Sensitivity and overload for  $2^{23}-1$  PRBS and Bit Error Rate better than or equal to  $10E-10$ .

## Pin Description

Pin Name	Level	Description
1	$V_{ee}$	Negative power of receiver section, normally grounded
2	RD+	LVPECL Data output of receiver section
3	RD-	LVPECL Reverse data output of receiver section
4	SD	LVPECL Optical alarm of receiver section, High level when normal, low level when no light
5	$V_{cc}$	Positive power of receiver section, normally +3.3V
6	$V_{cc}$	Positive power of transmitter section, normally +3.3V
7	TD-	LVPECL Reverse data input of transmitter section
8	TD+	Data input of transmitter section
9	$V_{ee}$	Negative power of transmitter section, normally grounded

## Typical application circuit

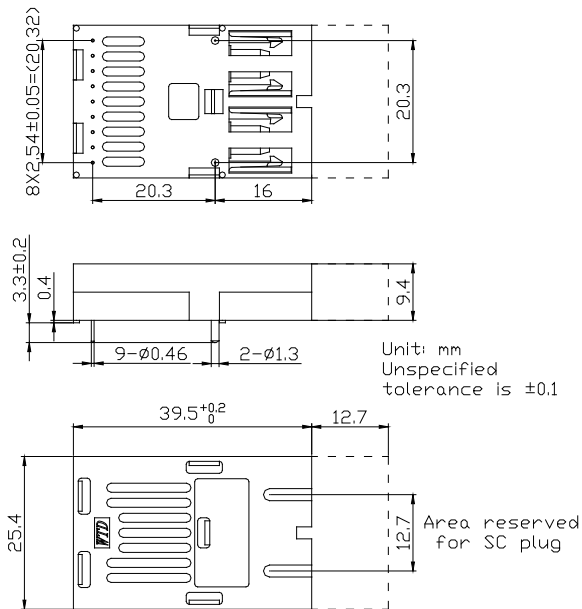


**Package outline** (unit: mm)

Duplex SC receptacle optical interface

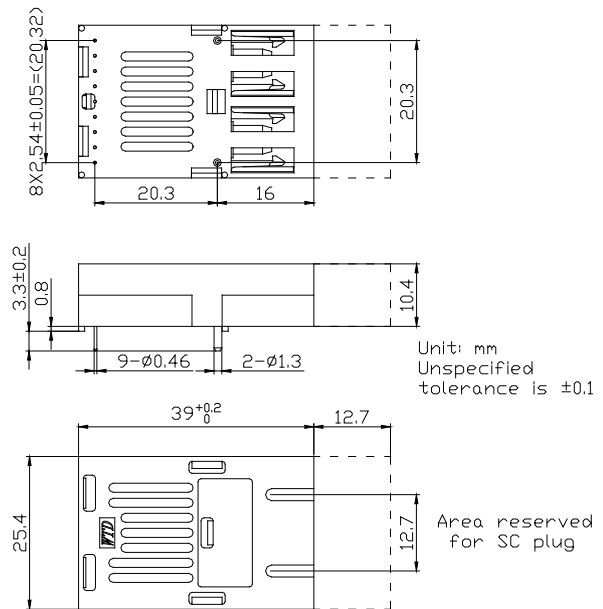
Thin type package

RTXM136BD



Thick type package

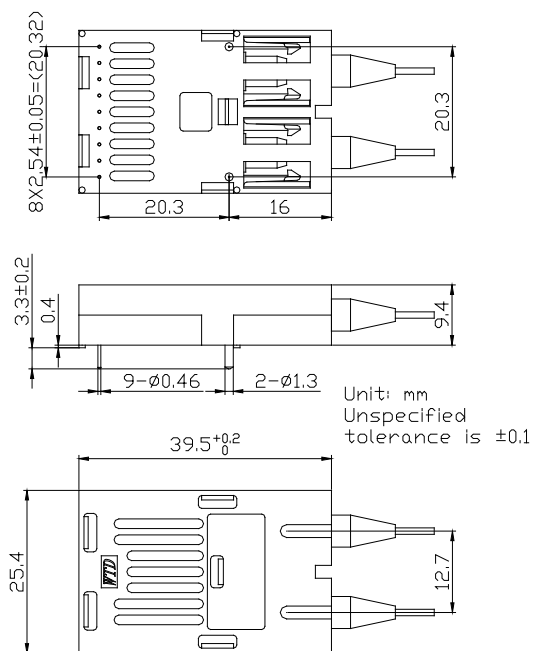
RTXM136D



FC pigtailed optical interface

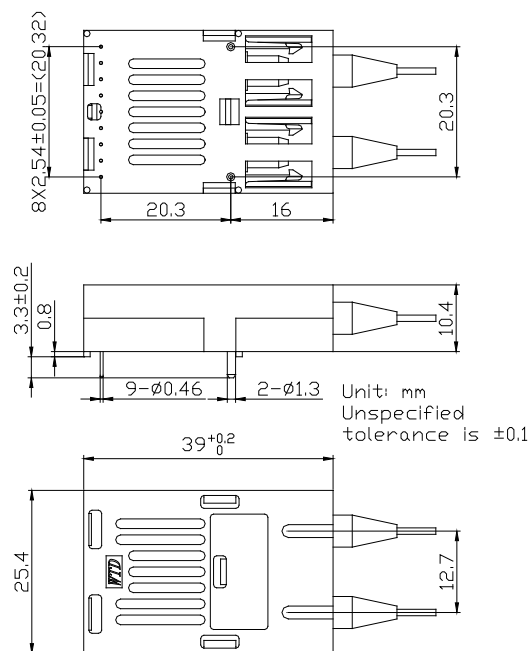
Thin type package

RTXM126BD



Thick type package

RTXM126D



## Regulatory Compliance

Feature	Test Method	Performance
Electrostatic Discharge (ESD) to the Electrical Pins	MIL-STD-883E Method 3015.7	Class 1 (>1.5kV) – Human Body Model
Electrostatic Discharge (ESD) Immunity	IEC61000-4-2	Class 2(>4.0kV)
Electromagnetic Interference (EMI)	CISPR22 ITE Class B EN55022 Class B	Compliant with standards
Immunity	IEC61000-4-3 Class 2 EN55024	Typically show no measurable effect from a 3V/m field swept from 80 to 1000MHz applied to the transceiver without a chassis enclosure.
Eye Safety	FDA 21 CFR 1040.10 and 1040.11 UL TUV EN 60825-1	Compliant with Class 1 laser product UL No. E239070

## Update Information

From datasheet V3.0 to datasheet V3.1

Revise the parameter “sensitivity” (in “Specifications” table, page2) from “-36dBm” to “-35dBm”.

## Ordering Information

Part No.	Specification									Application
	Package	Data rate	Laser	Optical Power	Detector	Sensitivity	Temp	Reach	Interface	code
RTXM126D	1×9 thick	155Mb/s	1310nm DFB-LD	-5~0dBm	PIN+TIA	-35dBm(max)	0~70°C	40km	FC Pigtail	SDH L-1.1
RTXM126BD*	1×9 thin	155Mb/s	1310nm DFB-LD	-5~0dBm	PIN+TIA	-35dBm(max)	0~70°C	40km	FC Pigtail	SDH L-1.1
RTXM136D	1×9 thick	155Mb/s	1310nm DFB-LD	-5~0dBm	PIN+TIA	-35dBm(max)	0~70°C	40km	Duplex SC	SDH L-1.1
RTXM136BD*	1×9 thin	155Mb/s	1310nm DFB-LD	-5~0dBm	PIN+TIA	-35dBm(max)	0~70°C	40km	Duplex SC	SDH L-1.1

\*: The product marked with \* is not available at present.

WTD reserves the right to make changes to the product(s) or information contained herein without notice. No liability is assumed as a result of their use or application. No rights under any patent accompany the sale of any such product(s) or information.

Edition 2009-12-01

Published by Wuhan Telecommunication Devices Co.,Ltd.

Copyright © WTD

All Rights Reserved.